



The App “Cards...”

cards.humanguide.se

CONTENT

- This app is for every HumanGuide-user
- Using the app for doing TeamPlay, which includes to do a rough PersonProfile based on 8 cards
- Using the app for doing a full PersonProfile (or JobProfile or CultureProfile), which is based on 72 cards
- Getting supportive HumanGuide knowledge
- The slides are organised after the main menu

It is a web-based app, so you can use it via e.g. Smartphones, Tablets and Computers.

You find it here

cards.humanguide.se

Both our web apps are bilingual – Swedish and English. It starts with Swedish. You change via the button “Settings”.

The other web app is your.humanguide.se. There you can learn about your PersonProfile, if you have done it via internet – not via HumanGuide Cards.

HumanGuide Cards



Hi!

We have two web apps as support for those who use the HumanGuide® concepts. They are bilingual (Swedish and English)

- your.humanguide.se
- cards.humanguide.se

your.humanguide.se is used, when you have done a PersonProfile via our IT system. For doing our personalitytest it is required that you have a test code. If you are interested to do our test, then you need to contact us via our website - the address you see on the bottom on this page. If you have done such a profile, then you can look at it via this app. You can also make agreements with other people, who has done a PersonProfile, then you can see each other's profiles in the app. That connection to both profiles can improve your cooperation e.g. you can analyse your person chemistry...

cards.humanguide.se is used together with a deck of cards (our personality test in the deck of cards format) and then it is called HumanGuide Cards - more below.

In order to use the apps you need to log in. It is the same log in for both apps. You can get your data for log in either by doing our test via internet or by registration. In the first case you will get your log in data automatically in an e-mail.

HumanGuide Cards

You can either use HumanGuide Cards individually or together with other people. The objective is in both cases to increase self-knowledge. What can you gain from that? You can e.g. easier realize what tasks/jobs suit you best or is not so suitable.

Moreover, you will easier understand other people, which will support your cooperation with other people. And also the risks for conflicts will be considerably reduced...

Start page...

If you first click on the English' Info-button, then you will get this information about our web apps

HumanGuide Cards



🇸🇪 Info
🇬🇧 Info

Register as new user *)

Username (your email address):


Password:

Login

I don't remember my password, send it by email

*) If you have a log in for the web app your.humanguide.se, then you can use that here too

HumanGuide Cards



[Info](#) [Info](#)

[Register as new user *\)](#)

Username (your email address):

Password:

[Login](#)

[I don't remember my password, send it by email](#)

*) If you have a log in for the web app your.humanguide.se, then you can use that here too

Start page...

The first time a person uses this app it is needed to create an account with their e-mail address. You click on **register**.


Then you get an activation e-mail. You answer that and **then log in (look on the next slide)**. From now on you should use this e-mail address and the chosen password.

NOTE!

If you already have a log in for your.humanguide.se, then you can use that as a log in also for this web app!

Register as a new user – like this. Choose Svenska or English...

HumanGuide Cards

1 


Register as new user:

Your first name:

Your last name:


Your email address:

Choose a password:

Choose a language: Svenska 

Register

HumanGuide Cards



We have now created a user account for you. Check your mailbox for an activation e-mail.
NOTE! The e-mail can arrive as SPAM...


★ Rolf Kenmo


Welcome as a user of HumanGuide Cards!

Till: support@humanguide.com,
Svara till: Rolf Kenmo

Click the link below to activate your account at HumanGuide Cards.
<http://cards.humanguide.se/cards/activate/m4edxt6q97mnj1nx824z>

HumanGuide Cards



 Info  Info

Register as new user *)

Username (your email address):

Password:

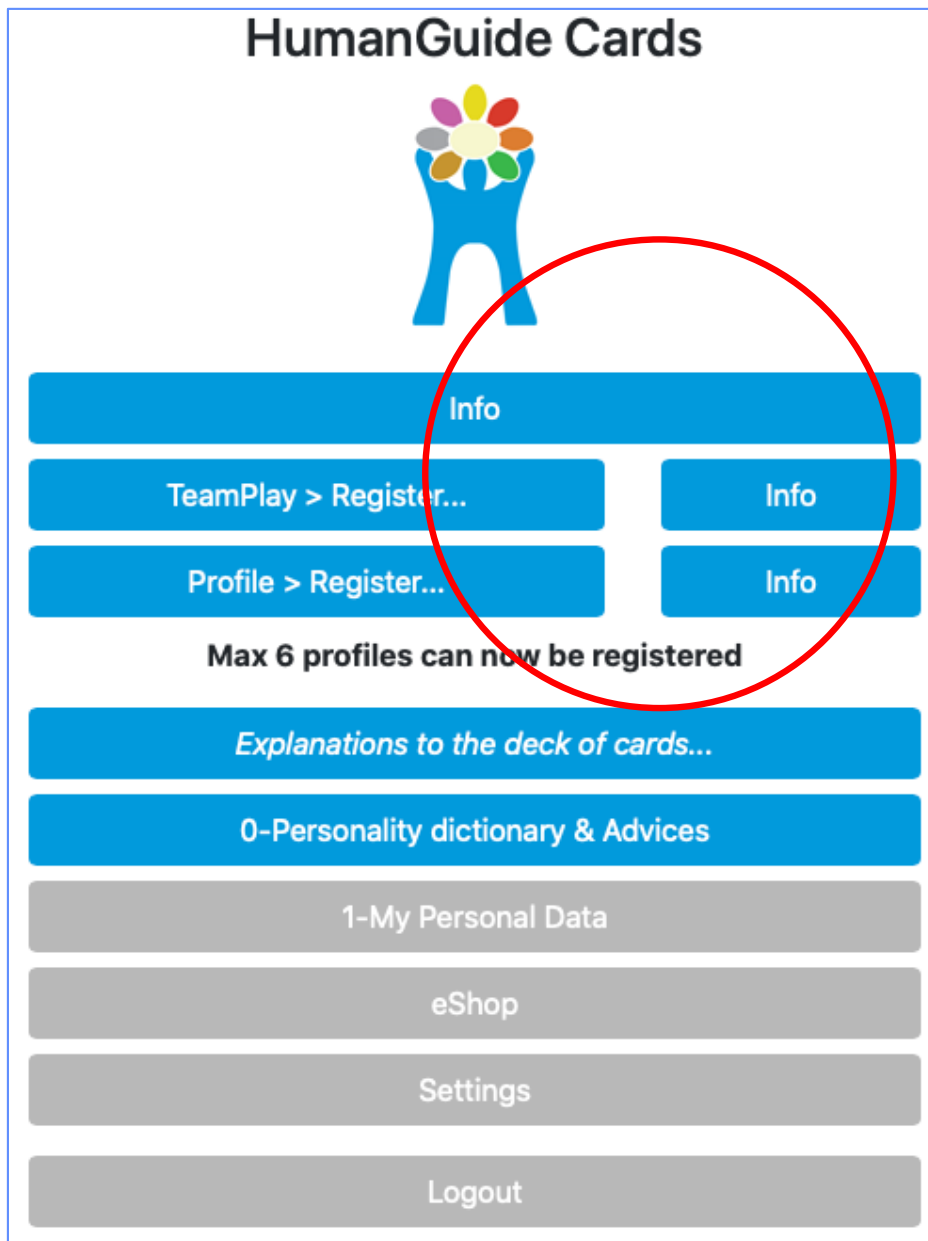
Login

I don't remember my password, send it by email

*) If you have a log in for the web app your.humanguide.se, then you can use that here too

**Log in after
registration is done...**

**If you already have a
log in to the web app
your.humanguide.se
- then it works too;-)**



The main menu

Here you have **three info buttons**. One with an overview of our two web apps. Then two about HumanGuide Cards and its both basic functions: TeamPlay and Profile.


Then **two for registration** of selected cards from TeamPlay and Profile.

Then the following supportive

- “**Explanations...**”, synonyms for the cards’ text
- “**0-Personality...**”, a submenu with info about HumanGuide factors, chemistry, exaggerations, etc...
- “**1-My Personal Data**”, according to GDPR

More on the following slides...

HumanGuide Cards



Hi!
 We have two web apps as support for those who use the HumanGuide® concepts. They are bilingual (Swedish and English)

- your.humanguide.se
- cards.humanguide.se

your.humanguide.s is used, when you have done a PersonProfile via our IT system. For doing our personalitytest it is required that you have a test code. If you are interested to do our test, then you need to contact us via our website - the address you see on the bottom on this page. If you have done such a profile, then you can look at it via this app. You can also make agreements with other people, who has done a PersonProfile, then you can see each other's profiles in the app. That connection to both profiles can improve your cooperation e.g. you can analyse your person chemistry...

cards.humanguide.se is used together with a deck of cards (our personality test in the deck of cards format) and then it is called HumanGuide Cards - more below.

In order to use the apps you need to log in. It is the same log in for both apps. You can get your data for log in either by doing our test via internet or by registration. In the first case you will get your log in data automatically in an e-mail.


HumanGuide Cards
 You can either use HumanGuide Cards individually or together with other people. The objective is in both cases to increase self-knowledge. What can you gain from that? You can e.g. easier realize what tasks/jobs suit you best or is not so suitable.

Moreover, you will easier understand other people, which will support your cooperation with other people. And also the risks for conflicts will be considerably reduced...

The first Info-button...
 If you click on that Info-button, then you will get this information about our two web apps.

NOTE! It starts with Swedish. You can change to English via "Settings".

HumanGuide Cards



Info

TeamPlay > Register...	Info
Profile > Register...	Info

Max 6 profiles can now be registered

Explanations to the deck of cards...

0-Personality dictionary & Advices

1-My Personal Data

eShop

Settings

Logout

HumanGuide Cards



HumanGuide TeamPlay

The objective and preparation

The cards should be in order, i.e. 11, 12, 13, etc.

NOTE! The cards are numbered 11-18, 21-28, etc.

The one, who starts take card 11, next participant takes 12, etc.

The cards belongs to nine groups and behind each group there is a theme. The themes in the start is more practical and then more personal, which are the reason to start with cards in the group 1.

The profile should show: What you are good at? The strengths!

During the play


One taken card can

- be kept
- be exchanged with another of your cards
- be proposed for someone else
- be put on the table for other players

TeamPlay...

If you click on the Info-button, then you will get this information about TeamPlay.

HumanGuide Cards



Info

TeamPlay > Register... Info

Profile > Register... Info

Max 6 profiles can now be registered

Explanations to the deck of cards...

0-Personality dictionary & Advices

1-My Personal Data

eShop

Settings

Logout

HumanGuide Cards



HumanGuide Profile

The objective and preparation

The cards should be in order, i.e. 11, 12, 13, etc.

NOTE! The cards are numbered 11-18, 21-28, etc.

The cards belongs to nine groups and behind each group there is a theme. The themes in the start is more practical and then more personal, which are the reason to start with cards in the group 1.

The profile should show: What you are good at? The strengths!

How to do?

Every taken card could

- be laid in the **Typical stack**, if you think that you are good on that
- be laid in the **Not typical stack**, if you think that you are not good on that
- be laid in the **Neutral stack**, if you think that you are either or.

The same if you are not sure

For every of the three types there is a card, which you can use to mark the stacks.

Profile...

If you click on the Info-button, then you will get this information about Profile.

HumanGuide Cards

Info

TeamPlay > Register... Info

Profile > Register... Info

Max 6 profiles can now be registered

Explanations to the deck of cards...

0-Personality dictionary & Advices

1-My Personal Data

eShop

Settings

Logout

HumanGuide Cards



When you click on the buttons below, then you will get synonyms for the used qualities in each group of activities, i.e. if you click on the button 11-18, then you will get synonyms for all the 8 activities in the first group. In the same way for 21-28, etc.

NOTE! This is the first version, so it can surely be improved. We welcome comments...

11 - 18

21 - 28

31 - 38

41 - 48

51 - 58

61 - 68

71 - 78

81 - 88

91 - 98

Back

Explanations...

If you click on the button “*Explanations...*”, then you will get this information about synonyms for the text on the cards.

HumanGuide Cards



Info

TeamPlay > Register...

Info

Profile > Register...

Info

Max 6 profiles can now be registered

Explanations to the deck of cards...

0-Personality dictionary & Advices

1-My Personal Data

eShop

Settings

Logout

Explanations...

Examples

HumanGuide Cards



- 11 = Straightforward - Frank, candid
- 12 = Full answers - Comprehensive, extensive
- 13 = Perceptive - Attentive, sensitive
- 14 = Precise - Exact, accurate

- 15 = Ingenious - Cunning, clever, smart
- 16 = Striking effects - Act unexpected, theatrical
- 17 = Brief - Laconic, choppy, silent
- 18 = Like to talk - Chatty, talkative, voluble

Back

HumanGuide Cards



Info

TeamPlay > Register...

Info

Profile > Register...

Info

Max 6 profiles can now be registered

Explanations to the deck of cards...

0-Personality dictionary & Advices

1-My Personal Data

eShop

Settings

Logout

HumanGuide Cards

TeamPlay Cards

Name:

11	12	13	14	15	16	17	18	21
22	23	24	25	26	27	28	31	32
33	34	35	36	37	38	41	42	43
44	45	46	47	48	51	52	53	54
55	56	57	58	61	62	63	64	65
66	67	68	71	72	73	74	75	76
77	78	81	82	83	84	85	86	87
88	91	92	93	94	95	96	97	98

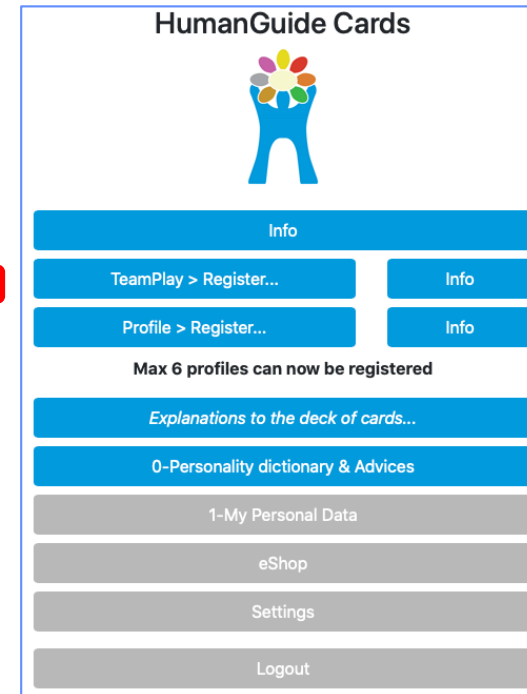
8 cards selected.

Next

TeamPlay >

Here you register **name** and the selected **cards** for every participant, which has participated in the TeamPlay.

NOTE! It should always be 8 cards per participant!
That is checked in the app.

HumanGuide Cards

Info

TeamPlay > Register... Info

Profile > Register... Info

Max 6 profiles can now be registered

Explanations to the deck of cards...

0-Personality dictionary & Advices

1-My Personal Data

eShop

Settings

Logout

TeamPlay >

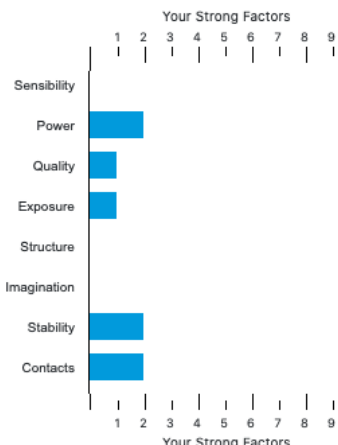
Then you get this profile. These profiles are not saved, because they are not so accurate as a profile e.g. depending on what participants, who are in the play, etc.

NOTE! We point out that you normally only get an indication of the strongest factors, so it is only a rough profile.

HumanGuide Cards

2019-11-29

Below you find your profile based on the TeamPlay you have done with the other participants. See it as a "draft" of your personality. If you like to have a more accurate profile, then you need to use the function "Profile" with the HumanGuide Cards. That means that you can use all the whole deck of cards for yourself. Or you can contact an authorised HumanGuide user to do the internet version with the highest accuracy. Below the graph you find explanations for all factors. The texts for the factors are shown depending on the number of cards per factor. On the top comes the cards, which you have chosen most of.




Factor	Number of Cards
Sensibility	0
Power	2
Quality	1
Exposure	1
Structure	0
Imagination	0
Stability	2
Contacts	2

Here you find descriptions of the strongest factors in your personality, i.e. factors with 2 or more cards. More information about the factors and their chemistry - see buttons in the menu.

Power (2)
Keywords are: Action and achievement. Typical qualities are energetic, competitive, straightforward, speedy, driving, eager, strong, fearless and powerful.



HumanGuide Cards



- Info
- TeamPlay > Register... Info
- Profile > Register... Info
- Max 6 profiles can now be registered
- Explanations to the deck of cards...
- 0-Personality dictionary & Advices
- 1-My Personal Data
- eShop
- Settings
- Logout

HumanGuide Cards – TeamPlay...

The **basic version** is that you play according to the instruction above, i.e. with the cards text open.

However, you can **also do it with the cards, so the text is not shown**. You keep as usual 8 cards in front on you.

Moreover, everyone can **also give the other participants cards**. When all cards are used everyone ranks and comment the 8 cards of own choice. Then do the same with the cards given from the other participants, but at first select, so it is also 8 cards.

HumanGuide Cards



HumanGuide Profile

The objective and preparation

The cards should be in order, i.e. 11, 12, 13, etc.

NOTE! The cards are numbered 11-18, 21-28, etc.

The cards belongs to nine groups and behind each group there is a theme. The themes in the start is more practical and then more personal, which are the reason to start with cards in the group 1.

The profile should show: What you are good at? The strengths!

How to do?

Every taken card could

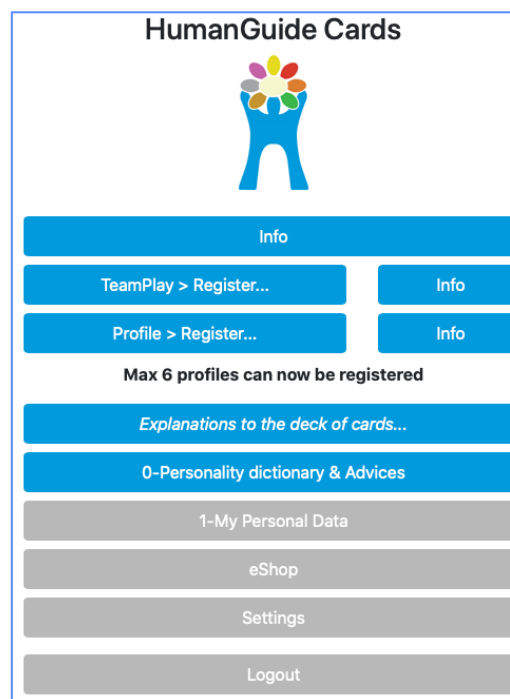
- be laid in the **Typical stack**, if you think that you are good on that
- be laid in the **Not typical stack**, if you think that you are not good on that
- be laid in the **Neutral stack**, if you think that you are either or.

The same if you are not sure

For every of the three types there is a card, which you can use to mark the stacks.

Profile >

If you click on the Info-button, then you will get this information about Profile.



HumanGuide Cards

Info

TeamPlay > Register... Info

Profile > Register... Info

Max 6 profiles can now be registered

Explanations to the deck of cards...

0-Personality dictionary & Advices

1-My Personal Data

eShop

Settings

Logout

Private use - 1

HumanGuide Cards

Typical cards

Name:

Demo

11	12	13	14	15	16	17	18	21
22	23	24	25	26	27	28	31	32
33	34	35	36	37	38	41	42	43
44	45	46	47	48	51	52	53	54
55	56	57	58	61	62	63	64	65
66	67	68	71	72	73	74	75	76
77	78	81	82	83	84	85	86	87
88	91	92	93	94	95	96	97	98

36 cards selected.

Next

Profile >

Private use means to use the app for doing profiles. It is OK, but have not the same psychometric accuracy as the internet version. Moreover, with that version you can handle the profile in many more ways...

Register **name** and the **cards** laid in the **Typical stack**.

Preferably you follow the usual instruction, i.e. you select **the four cards, which correspond most (=here)** with your personality and **the two cards, which correspond least (=next page)** with your personality. You do so for each group, i.e. 11-18, 21-28, etc. Then you will get *36 cards* here.

Private use - 2

Profile >

Register the **cards** laid in the **Not typical stack**.

Preferably you follow the usual instruction, i.e. you select the **two items, which correspond least** with your personality. You do so for each group, i.e. 11-18, 21-28, etc. Then you will get *18 cards* here.

NOTE! The cards selected as Typical are not possible to select once again.

HumanGuide Cards

Not typical cards

15	16	17	18	25	26	27	28	35
36	37	38	45	46	47	48	55	56
57	58	65	66	67	68	75	76	77
78	85	86	87	88	95	96	97	98

18 cards selected.

Back

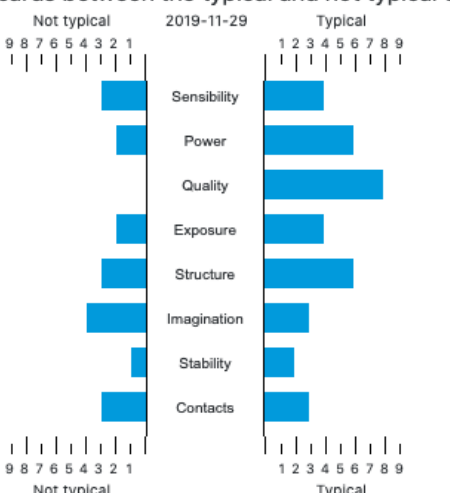
Show my Profile

HumanGuide Cards

Demo

Below you find the profile, which is based on your choices: What is typical and not typical? Below the graph you find explanations for the strongest factors, i.e. the factors where it is 4 or more cards between the typical and not typical cards.

Not typical 2019-11-29 Typical



Factor	Not typical (9-1)	Typical (1-9)
Sensibility	2	4
Power	3	5
Quality	4	8
Exposure	3	4
Structure	3	5
Imagination	4	3
Stability	2	2
Contacts	3	3

Here you find descriptions of the strongest factors, i.e. the factors, where it is 4 or more cards between the typical and not typical cards.

Quality (8)
 Keywords are: Responsibility, endurance and tension. Typical qualities are reliable, quality-conscious, conscientious, enduring, thorough, unselfish, dutiful, supportive and nurturing.

Power (4)
 Keywords are: Action and achievement. Typical qualities are energetic, competitive, straightforward, speedy, driving, eager, strong, fearless and powerful.

Send Profile as Mail

Private use - 3

Profile >

The result...

Note that there is explanations to the strongest factors.

Note also that the profile could be sent to the e-mail address, which is used for the log in.

Note also that you get a message, when you have clicked on the button “Send Profile ...”

Private use - 4

Profile >

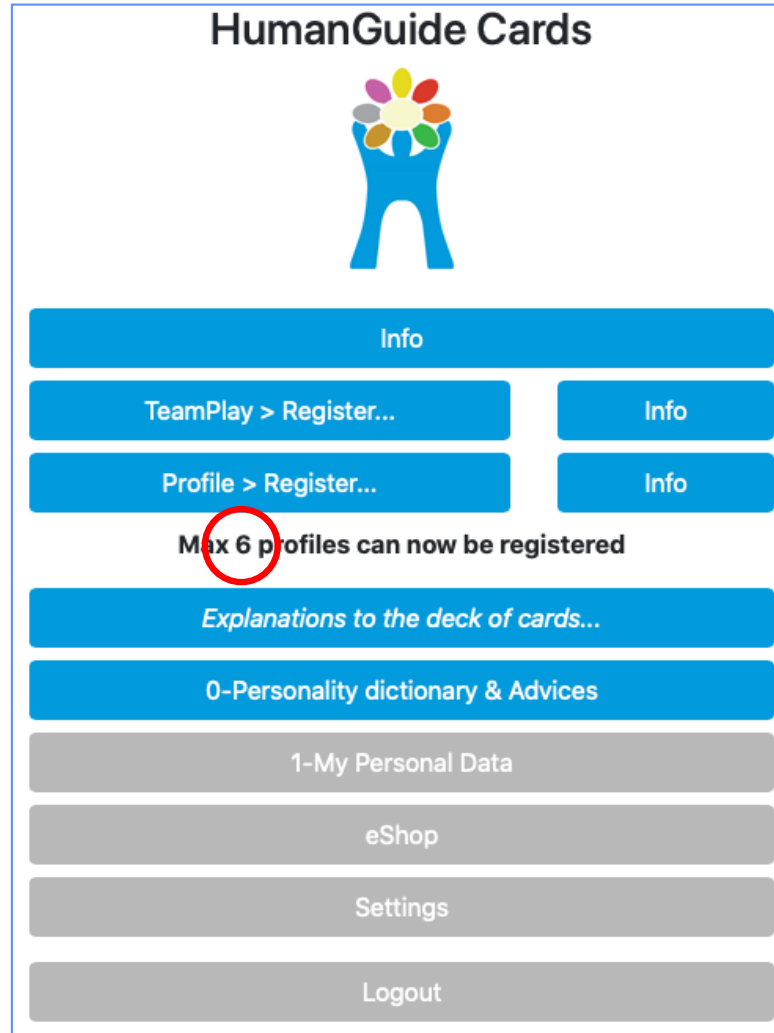
The e-mail function...

You will get a link in the e-mail.
Click on that link and you get this
result...

Från: Humankonsult AB
Ämne: HumanGuide Cards Profile NN
Datum: 10 juni 2012 12:00:01 CEST
Till: Humankonsult AB
Svara till: Humankonsult AB

Click the link below to show your result at HumanGuide Cards Profile.

<http://cards.humanguide.se/cards/chart/jh9ijn6rp7hqbgbazmlx>



Private use

Profile >

Now the user has *six more profiles available* (“Max 6 profiles...”) e.g. he or she has done the first free profile, which was in the app and after six more done, then he/she needs to buy more. How? That you see on the following slides... It is also possible to contact us, if you like to buy 6 or more.

NOTE! Authorised HumanGuide users pay profiles in another way, so there will be no info about available profiles...

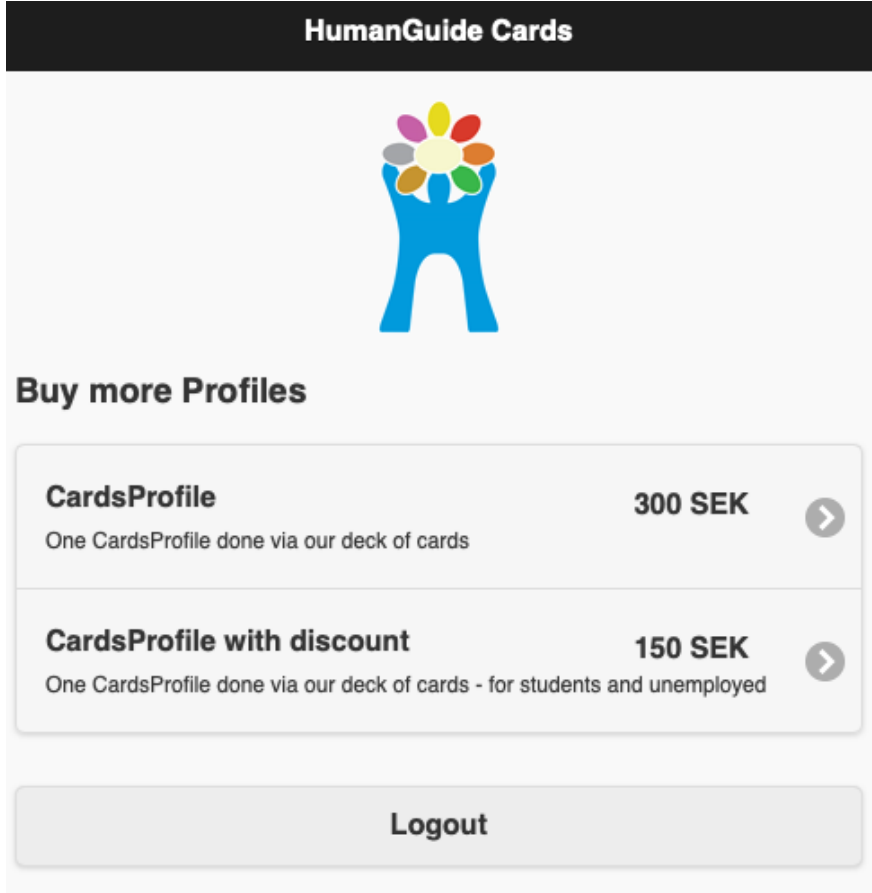
Private use

Profile >

If a person needs to buy one more profile, then:

Select an alternative!

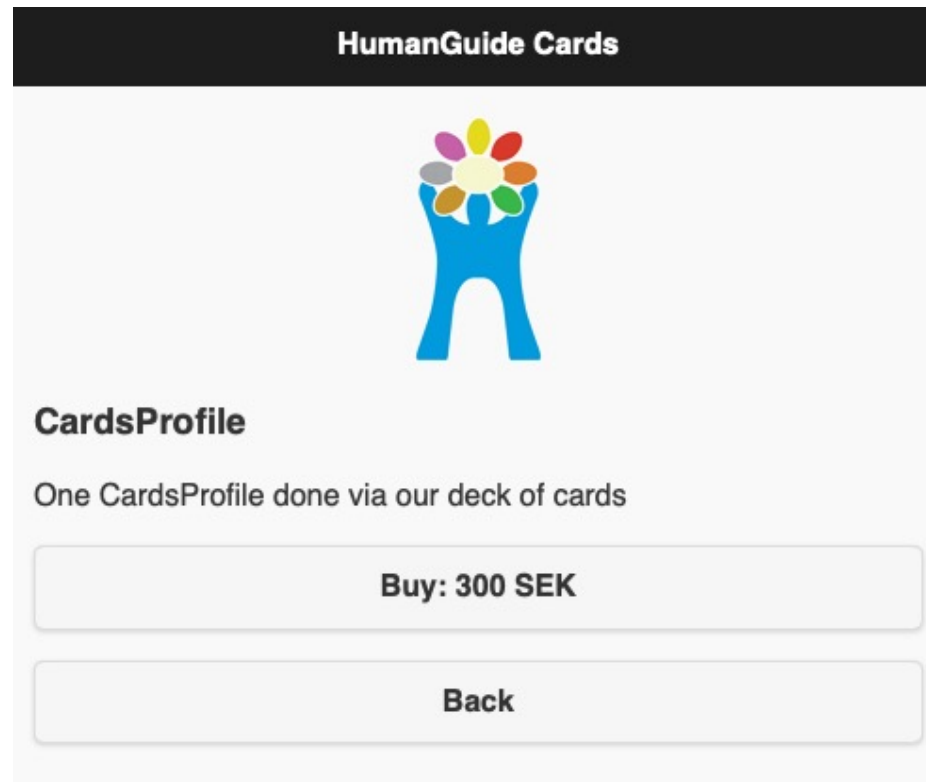
NOTE! We can't check if the buyer is a student or unemployed, so it is a matter of moral and trust...



The screenshot shows the 'HumanGuide Cards' app interface. At the top, there is a black header with the text 'HumanGuide Cards'. Below the header is a large blue icon of two hands holding a colorful flower. Underneath the icon, the text 'Buy more Profiles' is displayed. There are two options listed in a list view:

Profile Type	Price	Action
CardsProfile One CardsProfile done via our deck of cards	300 SEK	>
CardsProfile with discount One CardsProfile done via our deck of cards - for students and unemployed	150 SEK	>

At the bottom of the screen, there is a grey button labeled 'Logout'.



Private use

Profile >


Fill in your data and accept conditions!





E-mail: info@humankonsult.se


300,00 SEK
Total amount


H.E. Humankonsult Aktiebolag


 Card

 Swedbank

 Handelsbanken

 Nordea

 SEB

 Danske Bank

Payson support: +46 8-470 94 60

Private use

Profile >

Fill in your data and accept conditions!



The screenshot shows a payment receipt from Payson. At the top, the Payson logo is on the left, and text on the right says 'Betalingen sker genom Payson Sveriges ledande tjänst för säkra nätbetalningar' with flags for Sweden, Finland, and Denmark. Below this are logos for VISA, MasterCard, Nordeo, SEB Handelsbanken, and Swedbank och Sparbankerna. The main heading is 'Kvitto - Överföring genomförd med Payson'. The receipt details are as follows:

Butik:	Humankonsult AB (rolf.kenmo@humankonsult.se)
Produkt:	One test
Summa:	10,00 kr
Payson ref:	7069674
Tidpunkt:	2012-08-19 08:27:14
Betalmetod:	VISA / MasterCard

At the bottom, there is a paragraph: 'Payson AB kommer stå som betalningsmottagare på ditt kontoutdrag. Du har nu fått e-post till info@humankonsult.se med kvitto på din betalning och viktig information kring hur du kan använda Payson för att underlätta dina framtida betalningar på Internet.' A 'Gå vidare' button is located at the bottom right of the receipt area.

[Om Payson »](#) | [Vanliga frågor »](#)

Private use

Profile >

Receipt from Payson!

Från: **Rolf Kenmo Humankonsult AB**
Ämne: Receipt HumanCards Profile
Datum: 5 september 2012 17:50:00 CEST
Till: Rolf Kenmo Humankonsult AB
Svara till: Rolf Kenmo Humankonsult AB

RECEIPT
Date: 2012-09-05
Receipt Number: 124

Humankonsult AB
Örnbergsvägen 19
146 40 TULLINGE
SWEDEN

Thank you for using HumanGuide Cards Profile!

Billed to:
Email: rolfkenmo@me.com
Payment: via Payson

HumanGuide Cards: 8 SEK
VAT: 2 SEK
TOTAL: 10 SEK

Private use

Profile >

Receipt also from
Humankonsult AB

It can now only handle with VAT
25%
and SEK currency

Payson could also handle €, but
then we have to update this
function...

Private use

Profile >

Payson member now...



Hej Rolf Kenmo,

Din betalning genom Payson har utförts och ett Paysonkonto har skapats till dig.

Detaljer

Skapat: 2012-08-19 08:27:14

Beskrivning: One test

Referensnummer: 7069674

Totalt belopp: 10,00 kr

Säljarens e-postadress: rolf.kenmo@humankonsult.se

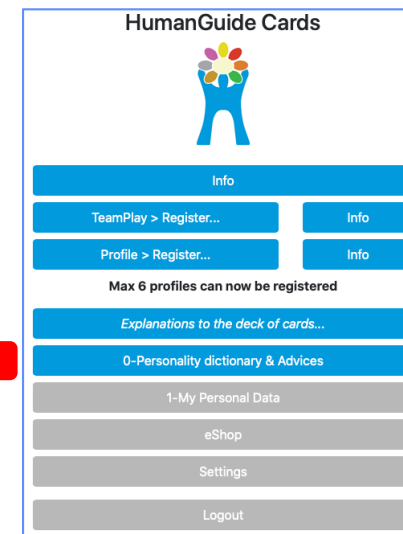
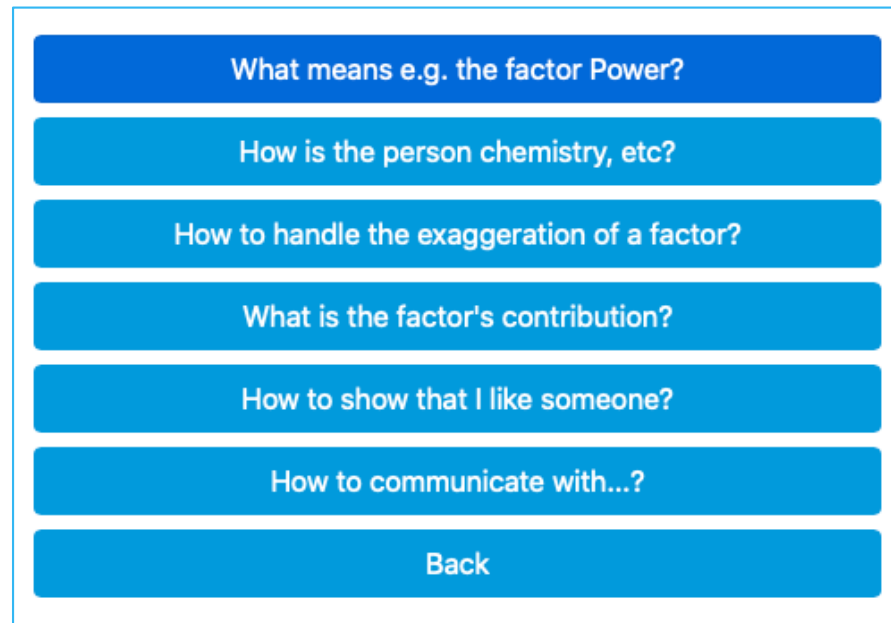
Din e-postadress fungerar som användarnamn och kontonummer hos Payson.

Ditt användarnamn är: info@humankonsult.se


0-Personality...

If you click on the button “0-Personality dictionary & Advices” on the main menu, then you get this sub menu...

Info about HumanGuide factors, chemistry, exaggerations, contributions, likes and communication...











HumanGuide Cards



Explanations for the eight factors
When you click on one of the eight factors below, you will get an explanation of what that factor means.

Symbolic colours are used for the factors. Different schools are of different opinion over what effect particular colours have. Therefore it is impossible to say what are right and wrong symbolic colours...


The factors in the **upper row** are **driving** and they in the **lower row** are **reflecting**.

 POWER	 EXPOSURE	 IMAGINATION	 CONTACTS
 SENSIBILITY	 QUALITY	 STRUCTURE	 STABILITY

[Back](#)

If you then click on the button
“What means...” on the former sub menu,
then you get

General information about all factors

-  [What means e.g. the factor Power?](#)
- [How is the person chemistry, etc?](#)
- [How to handle the exaggeration of a factor?](#)
- [What is the factor's contribution?](#)
- [How to show that I like someone?](#)
- [How to communicate with...?](#)
- [Back](#)

HumanGuide Cards



Power

energetic
competitive
straightforward
speedy
driving
eager
quick
strong

Power - Grey is the symbolic colour. It can be associated as "cold" steel. A **hammer** can also be chosen as a symbol, because it is hard and full of kinetic energy. Typical qualities: Energetic, competitive, straightforward, speedy, driving, eager, quick and strong.

It is important for *power* to use their strong sides constructively – otherwise they can stir up a good deal of animosity. Those

**If you click there on the button
“Power”, then you get**

General information about that factor.

It works in the same way after clicking on the other buttons in this sub menu...

HumanGuide Cards



My Personal Data

You have done one or more personality tests (profiles) via our system. It can be one or more of the five different types of profiles, which is a part of the HumanGuide concepts. Below you will find the personal data, which we have stored in the system. If you wonder anything about it, then you can send an e-mail to support@humanguide.com.

If you like to change your password in order to log in and use our web app your.humanguide.se, then you can do that via the button "Settings" in the app's main menu..

ID:

Date:

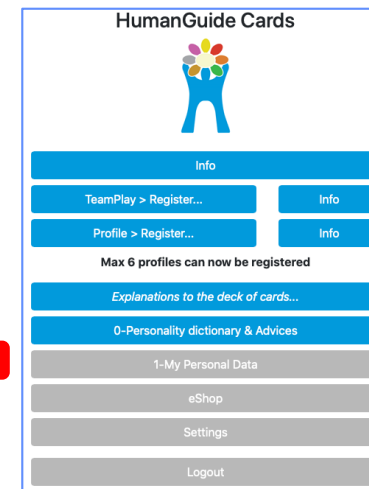
First name:

1-My personal data

If you click on that button on the main menu, then you get this...

Info about all your personal data in the HumanGuide IT system and according to GDPR fully transparent!

NOTE! This is only valid, if you have done one or more tests in our HumanGuide IT system



Rätt jobb & Bra Teamwork? Det startade med urval av bussguider...

1986 ville ett bussföretag förbättra sin rekryteringsrutin för sina bussguider. Företaget gjorde resor i Europa. Guiderna var väldigt viktiga för att gästerna skulle bli nöjda med resan.

När Rolf Kenmo fick uppdraget, så ville han även använda ett personlighetstest, men det fanns inget test baserat på personlighetsteorin, som han ville använda. Han började lära sig den teorin 1975 och blev imponerad över dess träffsäkerhet, för att förstå människors drivkrafter. Dess stora fördel - mot andra teorier - var att den baserades på åtta grunddimensioner i stället för fyra eller fem, som är vanligast. Därför började han 1986 utveckla HumanGuide-testet, som idag är kärnan i HumanGuide-koncepten, som kan användas för utveckling av individer, ledare, team och företag/organisationer. Nu finns testet på 14 språk...

eShop

If you have clicked on “eShop”, then you will see this screen...

Here you can order different products in the HumanGuide concepts.

Your HumanGuide



0-Personality dictionary & Advices

1-My PersonProfile?

Info

1-My Personal Data

2-My Person Chemistry with ...?

Info

2-Add a PersonProfile > My Person Library

3-My Passionindex?

Info


3-Do JobProfiles, CultureProfiles or X's PersonProfiles

eShop

Settings

Logout

HumanGuide Cards



Settings

Language: English ▾

New password (leave empty for no change):

Confirm password:

[Change](#)


Settings

You can see a button with “Settings” on the main menu (the former slide). There you can change language between Swedish and English.

NOTE! In some menus only English is used.

As you can see, you can also change the password. However, it is most practical to keep the given password, then the authorised user can assist you with the login, if needed.

HumanGuide Cards



Info	
TeamPlay > Register...	Info
Profile > Register...	Info
Max 6 profiles can now be registered	
Explanations to the deck of cards...	
0-Personality dictionary & Advices	
1-My Personal Data	
eShop	
Settings	
Logout	



Using the HumanGuide Cards for authorized users...

HumanGuide Cards – Profiles for *Professional* use



Cards: Log in

Testcode

Log in

When you use Cards professionally, then you use this special link
<https://test.humankonsult.se/login/cards>

In order to register the chosen cards from the three different stacks Typical, Not Typical and Neutral.

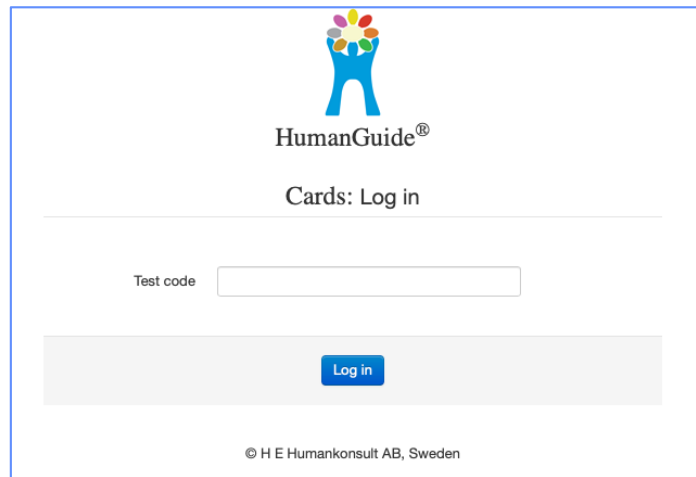
You log in with the normal testcode, which you use.

A-Log in to the HG IT system

<https://test.humankonsult.se/login/cards>

Log in:

(use the relevant test code)



The screenshot shows the login interface for the HumanGuide Cards system. At the top, there is the HumanGuide logo and the text 'HumanGuide®'. Below this, it says 'Cards: Log in'. There is a horizontal line, followed by a 'Test code' label and an empty input field. Below the input field is a blue 'Log in' button. At the bottom of the page, there is a copyright notice: '© H E Humankonsult AB, Sweden'.

When you use Cards professionally, then you log in here.

You register the chosen cards from the three different stacks Typical, Not Typical and Neutral.

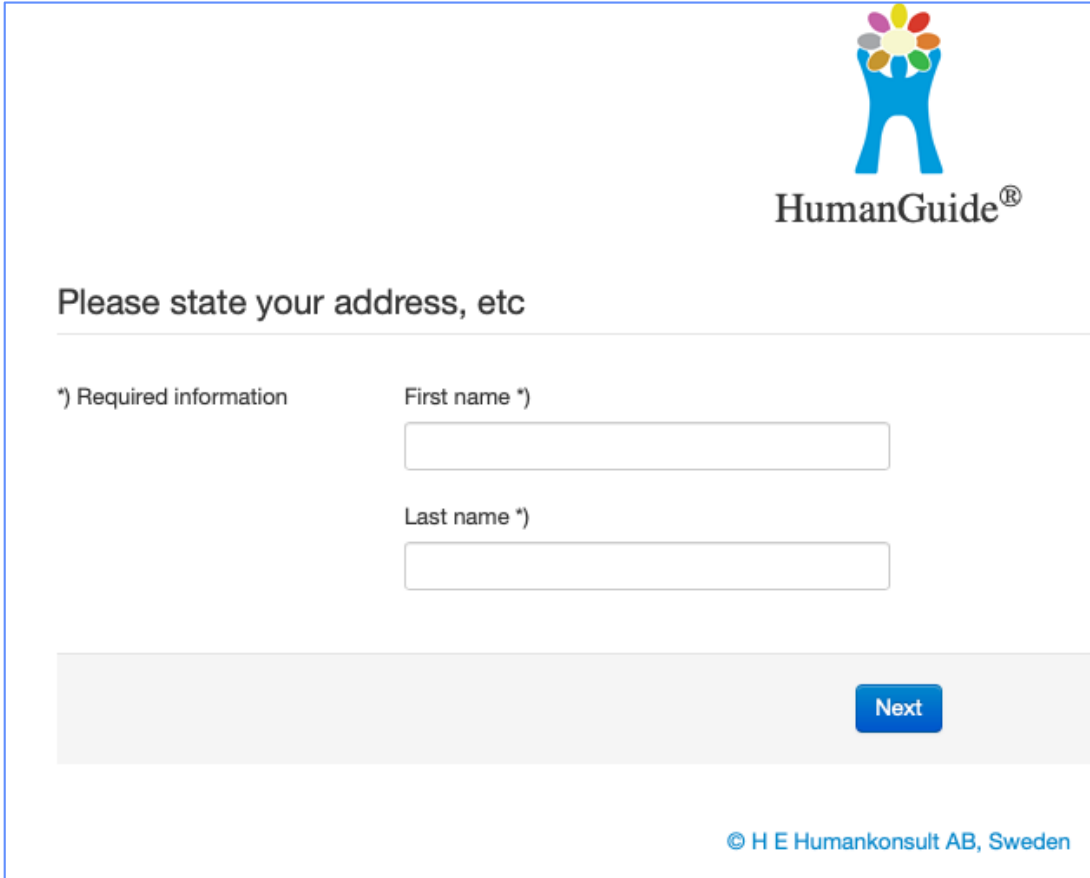
You log in with the normal testcode, which you use.

In the slides below you can see how to use the app in order to register a profile.

Authorised-Step 2...

This means the person, who fills in the test...

NOTE!
In the HG IT system, you then need to add and adjust the profile to be correct.



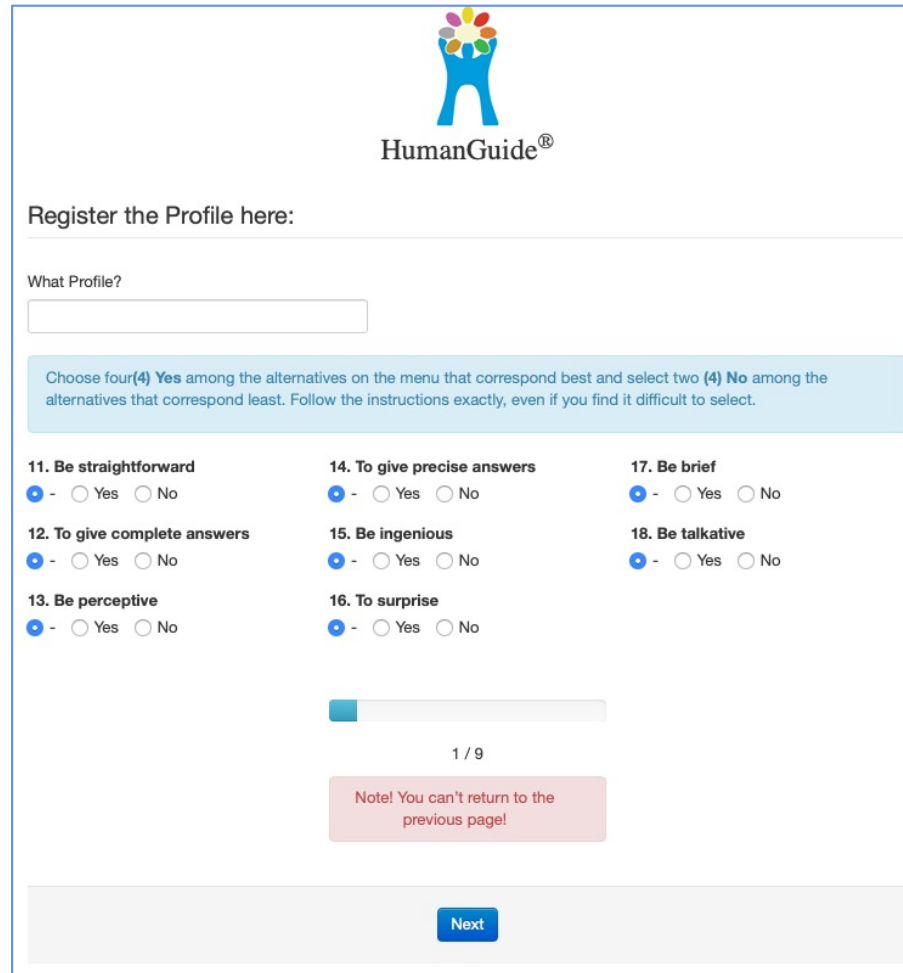
The screenshot shows a web form for registration. At the top right is the HumanGuide logo. Below it, the text "Please state your address, etc" is displayed. The form contains two input fields: "First name *)" and "Last name *)", both marked as required information. A blue "Next" button is located at the bottom right of the form area. At the very bottom of the page, the copyright notice "© H E Humankonsult AB, Sweden" is visible.

Authorised-Step 3

This means the type of test, the purpose...

The rest as usual...

(NOTE! You can see the numbers for the items as a support)



The screenshot shows the 'Register the Profile here:' section of the HumanGuide interface. It includes a text input field for 'What Profile?', a light blue instruction box, and a grid of 18 items for selection. Each item has a radio button for 'Yes' and 'No'. A progress bar shows '1 / 9' items completed. A red note box states 'Note! You can't return to the previous page!'. A 'Next' button is at the bottom.

HumanGuide®

Register the Profile here:

What Profile?

Choose four(4) Yes among the alternatives on the menu that correspond best and select two (4) No among the alternatives that correspond least. Follow the instructions exactly, even if you find it difficult to select.

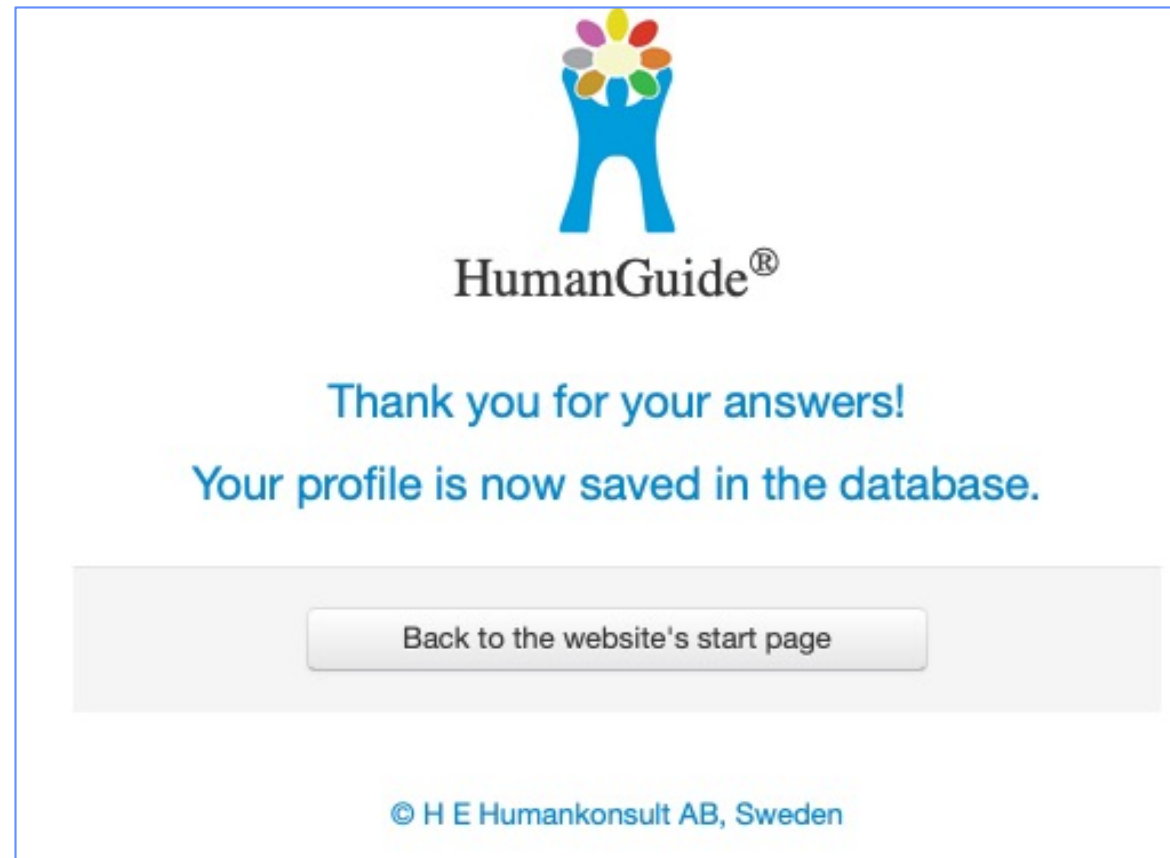
<p>11. Be straightforward</p> <p><input checked="" type="radio"/> - <input type="radio"/> Yes <input type="radio"/> No</p>	<p>14. To give precise answers</p> <p><input checked="" type="radio"/> - <input type="radio"/> Yes <input type="radio"/> No</p>	<p>17. Be brief</p> <p><input checked="" type="radio"/> - <input type="radio"/> Yes <input type="radio"/> No</p>
<p>12. To give complete answers</p> <p><input checked="" type="radio"/> - <input type="radio"/> Yes <input type="radio"/> No</p>	<p>15. Be ingenious</p> <p><input checked="" type="radio"/> - <input type="radio"/> Yes <input type="radio"/> No</p>	<p>18. Be talkative</p> <p><input checked="" type="radio"/> - <input type="radio"/> Yes <input type="radio"/> No</p>
<p>13. Be perceptive</p> <p><input checked="" type="radio"/> - <input type="radio"/> Yes <input type="radio"/> No</p>	<p>16. To surprise</p> <p><input checked="" type="radio"/> - <input type="radio"/> Yes <input type="radio"/> No</p>	

1 / 9

Note! You can't return to the previous page!

Next

Authorised-Step 4...



The test is now available in the database. If you need to register more tests, then you have to repeat this test process.

Authorised-Step 5

★ Rolf Kenmo - HumanGuide

Rolf Kenmo - HumanGuide, PersonProfile, eng

Till: Rolf Kenmo - HumanGuide,

Svara till: Rolf Kenmo - HumanGuide

This profile is done:

Rolf Kenmo - HumanGuide, PersonProfile, eng

You can fetch this profile via this ID Test 17461

The log in link

http://profiles.humanguide.se/fmi/webd/HK_Webb

With this test process you need to manually add and adjust data for each profile. Use the link and log in to the HG IT system as usual and “Handling profiles” + add the ID Test number (in this case 17461) in the search and you find it. Then add and adjust relevant data...